



Books Kits for the 2019 Beehive Book Awards Picture Book Nominees

Jabari Jumps

The Legend of Rock Paper Scissors

Lion Lessons

Penguin Problems

Alan's Big Scary Teeth

Not Quite Narwhal

Where is Bear?

A Perfect Day

Toad on the Road

What to Do with a Box



Jabari Jumps

Author: Gaia Cornwall (also Illustrator)

Publisher: Candlewick Press/Penguin Random House


Publication Date: May 09, 2017

ISBN: 9780763678388

Grade Level: 4-8 years old

Description

Working up the courage to take a big, important leap is hard, but Jabari is almost absolutely ready to make a giant splash. In a sweetly appealing tale of overcoming your fears, newcomer Gaia Cornwall captures a moment between a patient and encouraging father and a determined little boy you can't help but root for.



Themes

Culturally diverse, Cities, Courage, Diving, Families, Fathers-juvenile fiction, Perseverance, Resilience, Swimming, Swimming pools.

Author Information

After graduating from Pratt Institute, Gaia worked on a variety of projects {—including producing a film festival, animating cartoons for network television and film, and working on a documentary—} that gradually led her back to one of her first loves: illustration. Learn more at <https://www.gaiacornwall.com/>. To set up a school or library visit with Gaia, contact Candlewick Press at: appearances@candlewick.com.

Discussion Questions

1. What do you think Jabari felt when he and his family arrived at the swimming pool?
2. What kinds of surprises do you like?
3. Have you ever jumped off a diving board? How did you feel at first?
4. How does Jabari's dad encourage him to jump off the diving board?
5. What does Jabari see when he stands at the edge of the diving board? What do you think he feels in this moment?

Activities

1. Active: Do some stretching like Jabari does in the book!
2. Active: Pretend to swim like a fish to Laurie Berkner's song "The Goldfish"
3. Active: Practice taking deep breaths like Jabari does to get ready to jump off the diving board.
4. STEAM-related: Draw a picture of you and your family swimming at the pool, in a lake or at the beach.
5. Vocabulary/Creative Writing: Write an acrostic poem using the onomatopoeia words from the story: 'S-P-L-A-S-H' and 'W-H-O-O-S-H'.



6. Make 'soothing sand' (kinetic sand) and use it whenever you feel worried, anxious or scared to try something new for the first time. Recipe here:
<https://celebratepicturebooks.com/tag/jabari-jumps/>

Supplies

1 cup of play sand
½ tablespoon cornstarch
1 teaspoon dish soap
About ¾ cup of Water or as needed
Bin or larger bowl
Small bowl

Directions

The amount of water you use will depend on the consistency of the sand. In a bin or bowl, combine the sand and cornstarch and mix well. In the small bowl combine the dish soap and water and stir until the water is bubbly. Slowly pour some of the water/dish soap mixture into the sand/cornstarch mixture and mix well. Continue mixing, adding a little water at a time until the desired consistency is reached.

7. Social-emotional intelligence: Write about a time when you felt scared to do something for the first time- how did you overcome your fears? How can you be brave?

More Resources

1. Book trailer from Candlewick Press: <https://youtu.be/UTvgecGy9ko>
2. Author's website: <https://www.gaiacornwall.com/jabarijumps/>
3. Author interview: <https://youtu.be/e2HgM0nnTzk>
4. "I am Brave" videos on the author's website:
<https://www.gaiacornwall.com/gaia-cornwall-illustration/2017/3/7/i-am-brave-videos-with-jabari-jumps>

Similar Books

- *Love* by Matt de la Pena, Illus. Loren Long
- *There Might Be Lobsters* by Carolyn Crimi, Illus. Laurel Molk
- *My Best Friend* by Mary Ann Rodman, illus. E.B. Lewis
- *Captain Monty takes the plunge;* by Jennifer Mook-Sang
- *The boy who wouldn't swim;* by Deb Lucke
- *Leo Can Swim;* by Anna McQuinn
- *Queen Victoria's bathing machine;* by Gloria Whelan
- *Can I tell you a secret?* By Anna Kang
- *Splashdance;* by Liz Starin
- *Don't splash the sasquatch!* By Kent Redeker

Related Non-fiction

- *This Is How We Do It: One Day in the Lives of Seven Kids from around the World*
- *Puppy pool party!: an underwater dogs adventure;* by Seth Casteel
- *Swim, duck, swim!;* Susan Lurie (Susan L.)



The Legend of Rock Paper Scissors


Author: Drew Daywalt

Publisher: Balzer + Bray

Publication Date: April 4, 2017

ISBN: 978-0062438898

Grade Level: PreK-6th



Description

You've played the game. Now read the legend of how it all began . . .

Rock, Paper, and Scissors--these three were the strongest, smartest, and fastest in all the land. Time and again they beat the most fearsome opponents they could find: an apricot, a computer printer—even frozen, breaded, dinosaur-shaped chicken nuggets! But when the warriors finally meet each other, the most epic round of battles begins . . . and never ends. That is why, to this day, children around the world honor these worthy adversaries by playing ROCK, PAPER, SCISSORS!

Themes

Games, Rock-paper- scissors

Author Information

Although Drew Daywalt grew up in a haunted house, he now lives in a Southern California home, haunted by only his wife, two kids, and German Shepherd. A Hollywood screenwriter by trade, *The Day the Crayons Quit* was his first book for children. His favorite crayon is Black.

Discussion Questions

1. Discuss how or why Rock defeats Scissors, Scissors beats Paper, and Paper overcomes Rock. Then discuss how Rock, Paper, Scissors can be helpful for solving disagreements. How do you think the author came up with this idea? Can you make up legends yourself?
2. What strengths do you have?
3. What weaknesses do you have?
4. Do you think it is better to be fast or smart?

Activities

1. Have a Rock Paper Scissors tournament
2. A legend is a story that is considered historical but may or may not be true. Write your own legend.
3. Invent your own game similar to rock paper scissors but with different objects.
4. Have children color and cut out puppets of Rock, Paper, and Scissors. They can draw a background and then use their puppets to act out the battles. They should use the dialogue from the book and speak expressively.
5. In this story, objects come to life. Ask children to choose a different object to personify. What would their object say and do? Where would it go? Children can choose objects from their home, like those in this story, or they can choose something completely different, such as a truck or a shopping cart.
6. Play a game of Would You Rather.



More Resources

1. Book trailer: <https://www.youtube.com/watch?v=kjvc6fGF9II>
2. For activities, a tournament bracket, and study guide visit: <https://www.harpercollins.com/childrens/rockpaperscissor>

Similar Books


- *Rock. Paper. Scissors* by Debby Johnson
- *It's Okay to be Different* by Todd Parr
- *The Day the Crayons Quit* by Drew Daywalt

Related Non-fiction

- *The Official Rock Paper Scissors Strategy Guide* by Douglas Walker & Graham Walker
- *Who Would Win Series* by Jerry Pallotta

Lion Lessons

Author: Jon Agee
Publisher: Dial Books
Publication Date: 2016
ISBN: 978-0803739086
Grade Level: 4-8 yrs. old



Description

There are seven steps to becoming a proper lion, including Looking Fierce, Roaring, Prowling Around, and Pouncing. Our young hero, a rather meek and scrawny human boy, does his best to learn the necessary skills during his training with a master instructor (who just happens to be a real lion). After a grueling set of lessons, the boy discovers that the final step—Looking Out for Your Friends—is the most important of all. That's how any kid can earn his lion diploma (not to mention the affection of every cat in town).

Themes

Big Cats, Humor, Learning, Lions, Pretend, School

Author Information

Jon Agee grew up in Nyack, New York. His first published drawing was a pack of rats running along a highway (The Rat Race) for the New York Times Op Ed page while in high school. He college at The Cooper Union School of Art in New York City studying painting, sculpture and filmmaking, but loved drawing cartoons and comic strips most. Learn more at <http://www.jonagee.com/> or enjoy a full interview http://www.jonagee.com/img/p_books/lion_lessons_interview.pdf

Discussion Questions

1. What do lions in the book do? How does that behavior help them in the wild?
2. How are lions similar to domestic house cats? How are they different?
3. How is Lion Lessons funny as well as informational? What funny things can you find in the art?
4. How many steps were there to get a diploma?
5. What was your favorite lesson?

Activities

1. Make simple machines to move a lion.
<https://www.kitchencounterchronicle.com/simple-machines-activities-for-kids-3-ways-to-move-a-lion/>
2. Make a paper plate lion.
3. Use this template to make a Lion puppet with paper and brads.
<https://www.pinterest.com/pin/414331234445493835/>
4. Make an actual size lion print and have the kids compare it with their hands. Compare the height with children.

More Resources

1. Activities <http://www.first-school.ws/theme/animals/wild/lion.htm>



2. Games <https://itstillworks.com/12510209/lion-themed-games-for-children>
3. Hogle Zoo <https://www.hoglezoo.org/>

Similar Books

- *Sam and Dave Dig a Hole* by Mac Barnett
- *Timmy Failure: Mistakes Were Made* by Stephan Pastis
- *Poop Fountain* by Tom Angleberger
- *Life on Mars* by Jon Agee
- *I Want My Hat Back* by Jon Klassen
- *Moo* by David LaRochelle
- *Captain Nobody* by Dean Pitchford

Related Non-fiction

- *Out of the Woods: A True Story of an Unforgettable Event* by Rebecca Bon
- *Moto and Me: My Year as a Wildcat's Foster Mom* by Suzi Eszterhas
- *Deadly creatures* by David Burnie
- *Christian the lion : based on the amazing and heartwarming true story* by Anthony Bourke and John Rendall ; adopted for children by Ruth Knowles.
- *What if You Had Animal Eyes* by Sandra Markle



Penguin Problems

Author: Jory John


Illustrator: Lane Smith

Publisher: Random House Books for Young Readers

Publication Date: September 27, 2016

ISBN: 978-0553513370

Grade Level: Preschool - 2



Description

Have you ever thought: *I have so many problems and nobody even cares?* Well, penguins have problems too! This penguin has come to tell you that life in Antarctica is no paradise. It seems there is no escaping the drudgery of your daily grind, whatever it might be. Or perhaps we've just learned that grumps are everywhere. . . . This book is sure to tickle kids' funny bones and will elicit appreciative sighs from the adults reading it aloud.

Themes

Feelings, Humor, Penguins, Perspective

Author Information

Jory John is the author of the picture books *Penguin Problems*, *I Will Chomp You!*, *Quit Calling Me a Monster!*, and the E.B. White Read Aloud Honor Book *Goodnight Already!* He is the coauthor of the New York Times bestselling novel, *The Terrible Two*, and the national bestseller *All My Friends Are Dead*, among many other books. He is a former writing instructor at 826 Valencia, a nonprofit writing and educational center in San Francisco. Jory now lives in Oregon.

Discussion Questions

1. In the book, Walrus tries to get Penguin to think of things that he should be grateful for. What kinds of things are you grateful for?
2. Why do you think that Penguin thinks nobody cares about his problems?

Activities

1. Have the kids research Arctic vs. Antarctic animals.
2. Research penguins; different types of, where they live, and what they eat.
3. Use pages 5 and 6 to discuss food chains. Have kids research different food chains in different habitats.
4. Paper Cup Penguin Roll & Make Game found at <https://theimaginationtree.com/paper-cup-penguin-craft-roll-make-game/>
5. Create an Arctic/Antarctic Sensory Bin



More Resources

1. RHTeachersLibrarians.com

Similar Books

- *Eve of the Emperor Penguin* by Mary Pope Osborne
- *One Cool Friend* by Tony Buzzeo
- *Mr. Poppers Penguins* by Richard Atwater
- *They All Saw a Cat* by Brendan Wenzel
- *The Pigeon Needs a Bath* by Mo Willems

Related Non-fiction

- *National Geographic Explore My World: Penguins* by Jill Esbaum
- *Smithsonian: Penguins* by Seymour Simon
- *Feelings* by Alikei
- *How Full is Your Bucket for Kids* by Tom Rath, Maurie J. Manning, & Mary Reckmeyer

Alan's Big Scary Teeth

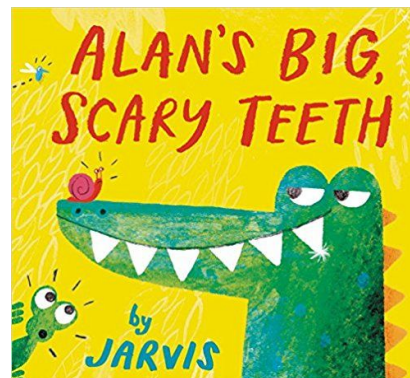
Author/Illustrator: Jarvis

Publisher: Candlewick Press

Publication Date: February 23, 2016

ISBN: 978-0763681203

Grade level: Preschool – Grade 2



Description:

Deep in the jungle lurks Alan the alligator, descended from a long line of very scary alligators. He prepares carefully — polishing his scales, brushing each of his big, scary teeth, and practicing his frightening faces — then sneaks into the jungle to terrorize the jungle critters.

(“I’m big, scary Alan! Fear my razor-sharp teeth!”) But after a long day of scaring, Alan likes nothing better than to enjoy the crossword, run a warm mud bath, and take out his teeth, which nobody else knows are *false*. Until one morning, when Alan wakes up and finds that his teeth are gone! Without those teeth, he’s just not very scary, and scaring is the only thing he knows how to do. Or is it?

Themes:

Alligators, jungles, honesty, teeth/dentures, friendship, secrets, over-confidence, finding your place

Author/Illustrator Information:

Jarvis is an illustrator and animator who has worked as both a record jacket designer and an animation director. This is the first picture book he has both written and illustrated. He lives in Manchester, England. <http://www.byjarvis.com/>

Discussion Questions:

1. Why do you think Alan liked to be scary so much? Was Alan a good friend to the others in the jungle?
2. Alan was known for being scary – he was the best. What is something that you do the best?
3. Have you ever had an embarrassing secret? What was it (if you want to share) and did anyone ever find out?
4. What would you have done if you were Barry and found Alan’s scary teeth? How did the other animals treat Alan without his scary teeth?
5. What happened at the end of the story, and if you were the other animals, what would you have done?
6. How do you think Alan felt about the other animals at the end of the story as compared to how he felt about them at the start?
7. Have you ever seen anyone with false teeth? Or seen false teeth? Were they big and scary?

Activities:

1. Make a clothespin alligator with big scary teeth.
2. Make an “A” alligator.
3. Have the children make animal sounds as you read the book.





4. Stand in front of a mirror and make scary faces or have a scariest face contest.
5. Do *5 Little Monkeys Swinging in a Tree* fingerplay/song (with an alligator, not crocodile).
6. Show the kids a pair of dentures and talk about why you would need them.
7. Tell scary stories (use funny false teeth or vampire fangs for extra fun – sold on Oriental Trading)

Similar Books:

- *Warning: Do Not Open This Book!* By Adam Lehrhaupt
- *Cheetah Can't Lose* by Bob Shea
- *Watch Out, Big Bro is Coming!* by Jez Alborough
- *Deep in the Jungle* by Dan Yaccarino
- *I Will Chomp You* by Jory John
- *There's an Alligator Under My Bed* by Mercer Mayer

Related Non-fiction:

- *Who Lives in an Alligator Hole?* by Anne Rockwell
- *Alligator* by Virginia Loh-Hagan
- *Over in the Jungle: A Rainforest Rhyme* by Marianne Collins Berkes

Not Quite Narwhal

Author/Illustrator: Jessie Sima

Publisher: Simon & Schuster Books for Young Readers

Publication Date: February 23, 2016

ISBN: 978-1481469098

Grade level: Preschool – Grade 3

Number of Pages: 32



Description:

Growing up in the ocean, Kelp has always assumed that he was a narwhal like the rest of his family. Sure, he's always been a little bit different—his tusk isn't as long, he's not as good of a swimmer, and he really doesn't enjoy the cuisine. Then one night, an extra strong current sweeps Kelp to the surface, where he spots a mysterious creature that looks just like him! Kelp discovers that he and the creature are actually unicorns. The revelation leaves him torn: is he a land narwhal or a sea unicorn? But perhaps, if Kelp is clever, he may find a way to have the best of both worlds.

Themes:

Narwhals, unicorns, belonging, identity, friendship, community

Author/Illustrator Information:

Jessie Sima is an author/illustrator who lives and works in New York City. She grew up in a small town in Southern New Jersey, unaware that she was a storyteller. Once she figured it out, she told her family and friends. They took it quite well. *Not Quite Narwhal* is Jessie's debut picture book. Learn more at jessiesima.com

Discussion Questions:

1. What kind of animal do you think Kelp is? A unicorn or a narwhal? And, why?
2. Why was Kelp not so good at narwhal things? How did that make him feel?
3. Have you ever felt like you didn't belong? What did you do?
4. Who would you rather live with narwhals or unicorns? And, why?
5. Why do you think Kelp felt sad after being with the unicorns for some time?
6. Do you think you have to be just one thing or can you belong to more than one group?

Activities:

1. Not Quite Narwhal Event Kit:
[http://d28hgpr8am2if.cloudfront.net/tagged_assets/3814849/9781481469098_as_\[not%20quite%20narwhal\].pdf](http://d28hgpr8am2if.cloudfront.net/tagged_assets/3814849/9781481469098_as_[not%20quite%20narwhal].pdf)
2. Learn about how blubber works experiment:
[http://d28hgpr8am2if.cloudfront.net/tagged_assets/3814849/9781481469098_as_\[not%20quite%20narwhal\].pdf](http://d28hgpr8am2if.cloudfront.net/tagged_assets/3814849/9781481469098_as_[not%20quite%20narwhal].pdf)
3. View a narwhal in its habitat.
<https://www.youtube.com/watch?v=YO58kt-jETA&feature=youtu.be>
4. Real animal vs. mythical animals. Narwhals are real, unicorns are mythical.

5. Narwhal facts and coloring page.
<http://www.crayola.com/free-coloring-pages/print/narwhal-coloring-page/>
6. Make a unicorn paper bag puppet or use this unicorn printable:



<http://fourcheekymonkeys.com/wp-content/uploads/2017/05/UNICORN-CRAFT-PRINTABLE-2.pdf>

Similar Books:

- *Uni the Unicorn* by Amy Krouse Rosenthal
- *Gaston* by Kelly DiPucchio
- *Unicorn Thinks He's Pretty Great* by Bob Shea
- *Narwhal: Unicorn of the Sea* by Ben Clanton
- *Dino Duckling* by Alison Murray
- *Quackers* by Liz Wong

Related Non-fiction:

- *Narwhal (A Day in the Life)* by Katie Marsico
- *Imaginary Menagerie: a book of curious creatures* by Julie Hofstrand Larios

Where is Bear?

Author/Illustrator: Jonathan Bentley

Publisher: Doubleday Books for Young Readers


Publication Date: 2017

ISBN: 9780399555930

Grade Level: 3-7 yrs. old

Description

It's almost bedtime, and a little boy can't seem to find his beloved Bear! Children will love joining in the irresistible search for Bear and finding where he is on every page . . . and they will love the surprise ending even more!



Author Information

Jonathan has been an Editorial Illustrator at the Courier Mail newspaper for ten years, and has illustrated books for Margaret Wild, The Wiggles and Andrew Daddo. Jonathan likes to work with a range of materials including acrylics, oils, and line and watercolour, and he looks forward to the day when he has a big barn-like studio somewhere in the countryside.

<https://www.harpercollins.com/cr-115423/jonathan-bentley>

<https://www.penguinrandomhouse.com/authors/2136573/jonathan-bentley>

Discussion Questions

1. Was the bear invisible?
2. Is bear real or make believe?
3. Why couldn't he see bear?
4. Was the ending a surprise?

Activities

1. Fingerplays

Teddy Bear

Teddy bear, teddy bear, turn around,
Teddy bear, teddy bear, touch the ground,
Teddy bear, teddy bear, reach up high,
Teddy bear, teddy bear, touch the sky,
Teddy bear, teddy bear, bend down low,
Teddy bear, teddy bear, touch your toes,
Teddy bear, teddy bear, go to bed,
Teddy bear, teddy bear, rest your head,
Teddy bear, teddy bear, turn out the lights,
Teddy bear, teddy bear, say "good night".

Bear Song

(sung to tune of A Sailor went to Sea)
Let me sing you a song about a bear, bear, bear
He had nothing to wear, wear, wear.
So he did a growl
With a great big scowl
And he grew himself a coat of hair.

2. Go on a bear hunt. Video https://www.youtube.com/watch?v=5_ShP3fiEhU Lyrics <http://www.funmysongsforkids.com/childrens-classics/were-going-on-a-bear-hunt>



3. A moveable teddy to color, cut out and use brads.
4. Bear painting with forks.

More Resources

1. All about bears and how to help save them
https://www.vitalground.org/?gclid=EAlaIqobChMI38-Pr42QIVVWt-Ch0d7AS7EAAAYASAAEgLDJ_D_BwE
2. Bear Conservation:
https://www.bearsinmind.org/Bears?gclid=EAlaIqobChMI0ITe7Kj52QIVD4JpCh3MiwPEEAAYA SAAEgIr9fD_BwE
3. General knowledge about bears: <http://www.kidzone.ws/lw/bears/facts.htm>
4. Teddy Bear Theme activities: <http://www.kidactivities.net/post/teddy-bear-theme.aspx>

Similar Books

- *Have you seen elephant?* by David Barrow
- *I am not a chair!* by Ross Burach
- *Where's Bear?* by Emily Gravett
- *Goodnight Already!* by Jory John
- *Timmy Failure: Mistakes were made* by Stephan Pastis
- *Secrets of Bearhaven* by K. E. Rocha
- *Goldilocks and Just One Bear* by Leigh Hodgkinson

Related Non-fiction

- *Bears* by Elizabeth Carney
- *Bears Hibernate* by Susan Heinrichs Gray
- *100 Things You Should Know About Bears* by Camilla De la Bédoyère
- *Winnie: The True Story of the Bear Who Inspired Winnie-the-Pooh* by Sally M Walker

A Perfect Day

Author/Illustrator: Lane Smith

Publisher: Roaring Brook Press (Macmillan)

Publication Date: 02/14/2017

ISBN: 9781626725362


Grade Level: ages 4-8; PreK-2nd

Description

A perfect day means different things to different animals in Bert's backyard--cat, dog, chickadee, squirrel--and even bear.

Themes

Humorous stories, day, time, animals, cause and effect



Author Information

Author-illustrator's website: <http://www.lanesmithbooks.com/>

Lane Smith has written and illustrated a bunch of stuff including Grandpa Green which was a 2012 Caldecott Honor book and It's a Book which has been translated into over twenty five languages. In 1996 Lane served as Conceptual Designer on the Disney film version of James and the Giant Peach as well. His books have been New York Times Best Illustrated Books on four occasions. In 2012 The Eric Carle Museum named him an Honor Artist for "lifelong innovation in the field of children's books." In 2014 he received the Society of Illustrators Lifetime Achievement award. Lane and book designer Molly Leach live in rural Connecticut. He is represented by Steven Malk of Writers House. smalk@writershouse.

Discussion Questions

1. Why do you think bear ate all the corn on the cob and bird seed?
2. What would you have done if you were a bear?
3. What do you think would have happened if bear didn't show up in the story?
4. How do you think the animals felt at the end of the book?
5. Have you ever had a perfect day? What was it like? What did you do on that day that made it perfect?

Activities

For students in grades K-2, choose one of the fun activities contained in the Activity Guide for parents and educators available online here: <https://us.macmillan.com/apperfectday/lanesmith/9781626725362/>

More Resources

1. Teacher's Guide (grades K-2) aligned with CCSS available as free PDF download at this link: <https://us.macmillan.com/apperfectday/lanesmith/9781626725362/>



Similar Books

- *Pearla and her unpredictably perfect day: a story about how a sprinkling of mistakes can be a recipe for success;* by Rochel Lieberman
- *The boy who grew flowers* by Jen Wojtowicz
- *Where's the baboon?* By Michal Escoffier
- *Sam and Dave dig a hole* by Mac Barnett
- *Carl's afternoon in the park* by Alexandra Day

Related Non-fiction

- *Quiet as a Mouse: an other animal idioms;* by Chiu Anh Urban
- *We're going on a bear hunt: an adventure field guide;* by Hannah Pang
- *Outside your window: a first book of nature;* by Nicola Davies

Toad on the Road


Author/Illustrator: Stephen Shaskan

Publisher: Harper Collins

Publication Date: 5/16/2017

ISBN: 9780062393470

Grade Level: ages 4-8; PreK-2nd



Description

Illustrations and rhyming text invite the reader to help Toad learn that the road is no place to play.

Themes

Roads, Safety, Animals, Toads, Frogs, Rhymes, Transportation, Call and Response, Humor, Cautionary Tales

Author Information

Link to biography on the author's website: <http://www.stephenshaskan.com/about-stephen-shaskan.php>
Stephen Shaskan holds a BFA in Illustration from Rhode Island School of Design. Since graduating, and moving to Minnesota, Stephen has done freelance illustrations for advertising agencies, and poster designs for local bands, theater companies/productions and area events. Stephen has also worked with children, teaching art classes through the Minnesota Museum of American Art, St. Paul Academy, and Minneapolis Public Schools. Since 2003 Stephen has worked in Early Childhood Education, and focused his art on children's book illustrating. Stephen has been a member of SCBWI since 2005. Stephen's first picture book A Dog is a Dog (Chronicle Books) came out in Fall 2011, and his second picture book The Three Triceratops Tuff (Beach Lane Books) came out in Spring 2013.

Discussion Questions

1. How do you think the bear felt after they crashed their bicycle?
2. How do you think the crocodile felt after they crashed their car?
3. How do you think the mama toad felt when she saw her toad in the middle of the road?
4. Why do you think the toad was in the middle of the road?
5. What do you think happens after the story has ended?

Activities

1. Music and movement: Sing and hop along to this fun song!
"The Toad on the Road" (Tune: Wheels on the Bus)
The toad on the road goes
hop, hop, hop
hop, hop, hop
hop, hop, hop
the toad on the road goes
hop, hop, hop
off that road!
2. Arts and Craft: Make a toad with paper



3. Active/movement: Play leap frog like a toad or frog.
4. 'Toadally awesome' craft card: <http://viewsfromastepstool.com/handmade-fathers-day-card/> (can be made for anyone, not just dads)
5. Tree-toad tongue twister:

Tree toad

A tree toad loved a she-toad,
Who lived up in a tree.
He was a two-toed tree toad,
But a three-toed toad was she.

The two-toed tree toad tried to win,
The three-toed she-toad's heart,
For the two-toed tree toad loved the ground,
That the three-toed tree toad trod.

But the two-toed tree toad tried in vain.
He couldn't please her whim.
From her tree toad bower,
With her three-toed power,
The she-toad vetoed him.

More Resources

1. University of Michigan BioKIDS: <http://www.biokids.umich.edu/critters/Bufoidea/>
2. National Geographic video on cane toads in Australia:
<https://www.nationalgeographic.org/media/cane-toads/>
3. Froglife article on toads: <http://www.froglife.org/what-we-do/toads-on-roads/>

Similar Books

- *Toad on the Road: Mama and Me*; by Stephen Shaskan (publication date: 03/06/2018); another Toad on the Road adventure!
- *Take a Ride by My Side*; by Jonathan Ying; illustrated by Victoria Ying (publication date: 04/24/2018)
- *Toad on the Road*; by Susan Schade
- *One Two Three Jump!*; by Penelope Lively
- *The Toad*; by Elise Gravel
- *Toad has Talent*; by Richard Smythe

Related Non-fiction

- *The Hidden life of a Toad*; by Doug Wechsler
- *Flying frogs and walking fish: leaping lemurs, tumbling toads, jet-propelled jellyfish, and more surprising ways that animals move*; by Steve Jenkins

What to Do with a Box

Author: Jane Yolen

Illustrator: Chris Sheban

Publisher: Creative Editions

Publication Date: March 8, 2016

ISBN: 978-1568462899

Grade Level: PreK-1st; 3-8 years old



Description

Jane Yolen poetically reminds young readers that a simple box can be a child's most imaginative plaything as artist Chris Sheban illustrates its myriad and magical uses

Author Information

Children's author, Jane Yolen is also a folklorist, journalist, novelist, poet, songwriter, and storyteller. She has written more than three hundred books! Her books have been awarded very prestigious honors, including the Caldecott Medal for *Owl Moon* in 1988. Her first published book was *Pirates in Petticoats*, which was published on her 22nd birthday. She has several poetry books that have been illustrated with her son, Jason Stemple's, photography. Ms. Yolen was born to two writers and raised in New York City. She now lives in Massachusetts next door to her daughter (except for about 4 months of the year when she lives in Scotland.) She is the mother of three and the grandmother of six.

Themes

Stories in rhyme; Boxes; Imagination; Play

Activities

1. Children bring a box they've decorated for display or to share with the group (show-and-tell style.) Any size box they can get to the activity is fine (Jell-O to refrigerator size – go for it!)
2. Children are all given a box (same size is fun) and paper scraps, glue, tape, and scissors. They have fun creating and then displaying their creation and looking at others' displays the last few minutes.
3. Children use Ellison Die-Cut (<https://accucut.com/products/box-matchbox-1> BX865CJ, BX865J, BX865CSJ, BX865SJ, BX865CG) and press machine to cut out a matchbox. They then decorate it and tell about their creation. Some fun ones I've seen – Green with darker green watermelon stripes and red inside, orange with tiger stripes, a scene painted on top, box turned into an animal, embellishments glued on top and sides. This activity goes really well with *The Matchbox Diary* too.) If there isn't enough time to do both, they can press out box and then bring in creation the next week. (Note sizes on die-cuts because some require bigger sheets of paper.)

More Resources

1. The following video and website are probably too advanced for most young audience members but are good information for book group/discussion leaders.



<https://www.youtube.com/watch?v=8i3riKvCYkM>

<https://phsinverter.com/history-cardboard-boxes/> Fun facts about cardboard

2. Different thicknesses of boxes (tissue, shipping, cereal, etc.) could be looked at and recycling discussed.

Similar Books

- *Not a Box* by Antoinette Portis
- *The Matchbox Diary* by Paul Fleischman & Bagram Ibatoulline
- *Boxes for Katje* by Candace Fleming & Stacey Dressen-McQueen
- *Box* by Min Flyte & Rosalind Beardshaw
- *My Book Box* by Will Hillenbrand